

Write your name here

Surname

Other names

In the style of:

**Edexcel GCSE**

Centre Number

|  |  |  |  |  |
|--|--|--|--|--|
|  |  |  |  |  |
|--|--|--|--|--|

Candidate Number

|  |  |  |  |
|--|--|--|--|
|  |  |  |  |
|--|--|--|--|

# Mathematics A

## Transformation of Curves

Higher Tier

Past Paper Style Questions  
Arranged by Topic

Paper Reference

**1MA0/1H**

**You must have:** Ruler graduated in centimetres and millimetres, protractor, pair of compasses, pen, HB pencil, eraser. Tracing paper may be used.

Total Marks

### Instructions

- Use **black** ink or ball-point pen.
- **Fill in the boxes** at the top of this page with your name, centre number and candidate number.
- Answer **all** questions.
- Answer the questions in the spaces provided – *there may be more space than you need.*
- **Calculators must not be used.**



### Information

- The total mark for this paper is 100
- The marks for **each** question are shown in brackets – *use this as a guide as to how much time to spend on each question.*
- Questions labelled with an **asterisk** (\*) are ones where the quality of your written communication will be assessed.

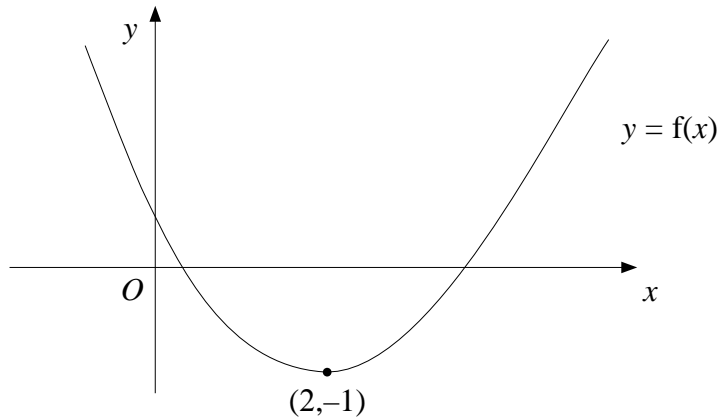
### Advice

- Read each question carefully before you start to answer it.
- Keep an eye on the time.
- Try to answer every question.
- Check your answers if you have time at the end.

Turn over ►



1.



The diagram shows part of the curve with equation  $y = f(x)$

The minimum point of the curve is at  $(2, -1)$

(a) Write down the coordinates of the minimum point of the curve with equation

(i)  $y = f(x - 2)$

.....

(ii)  $y = 2f(x)$

.....

(iii)  $y = f(2x)$

.....

**(3)**

The curve  $y = f(x)$  is reflected in the  $y$  axis.

(b) Find the equation of the curve following this transformation.

$y =$  ..... **(1)**

The curve with equation  $y = f(x)$  has been transformed to give the curve with equation  $y = f(x) + 2$

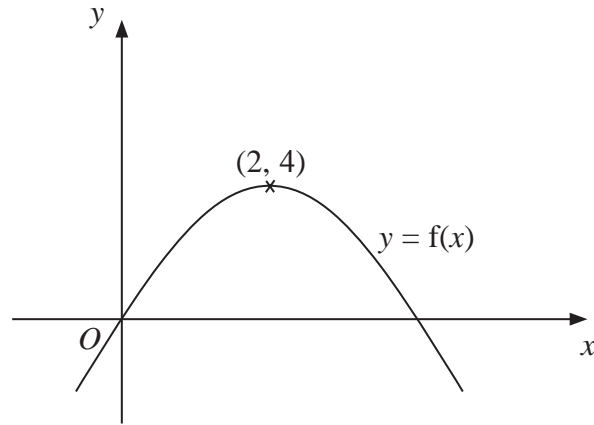
(c) Describe the transformation.

..... **(1)**

**(Total 5 marks)**



2.



The diagram shows part of the curve with equation  $y = f(x)$ .  
The coordinates of the maximum point of this curve are (2, 3).

Write down the coordinates of the maximum point of the curve with equation

(a)  $y = f(x - 2)$

(..... , .....)  
(1)

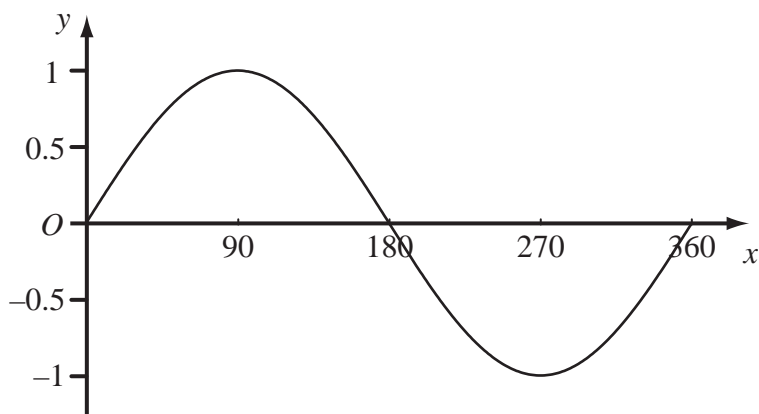
(b)  $y = 2f(x)$

(..... , .....)  
(1)

**(Total 2 marks)**



3. The diagram shows a sketch of the curve  $y = \sin x^\circ$  for  $0 \leq x \leq 360$



The exact value of  $\sin 60^\circ = \frac{\sqrt{3}}{2}$

(a) Write down the exact value of

(i)  $\sin 120^\circ$ ,

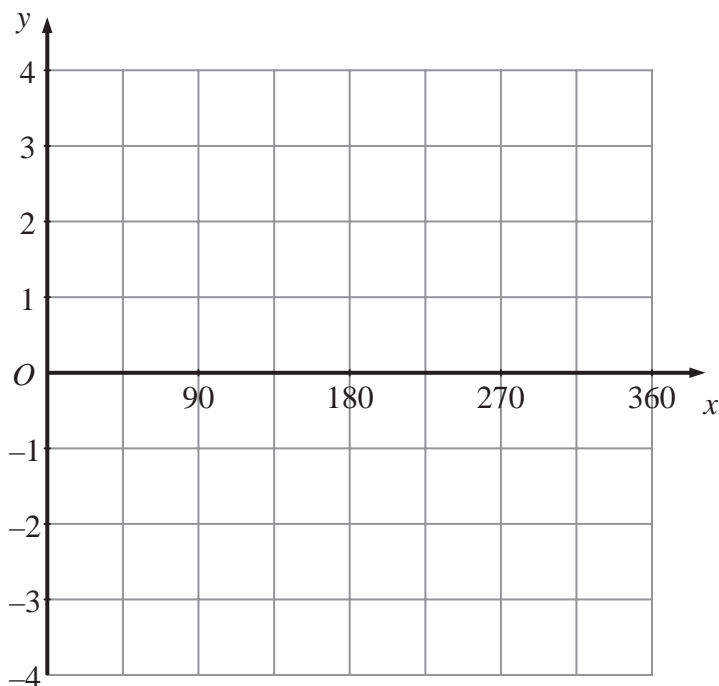
.....

(ii)  $\sin 300^\circ$ .

.....

(2)

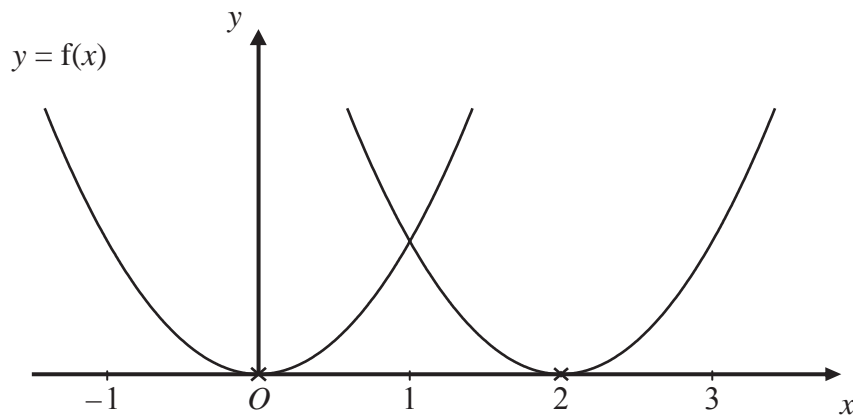
(b) On the grid below, sketch the graph of  $y = 3 \sin 2x^\circ$  for  $0 \leq x \leq 360$



(2)



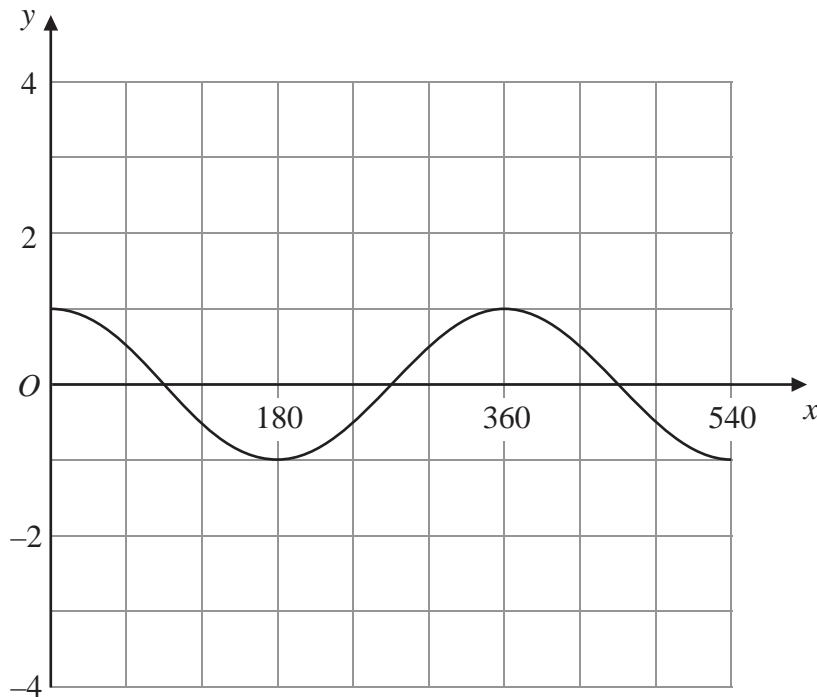
4.



The curve with equation  $y = f(x)$  is translated so that the point at  $(0, 0)$  is mapped onto the point  $(2, 0)$ .

(a) Find an equation of the translated curve.

.....  
(2)



The grid shows the graph of  $y = \cos x^\circ$  for values of  $x$  from 0 to 540

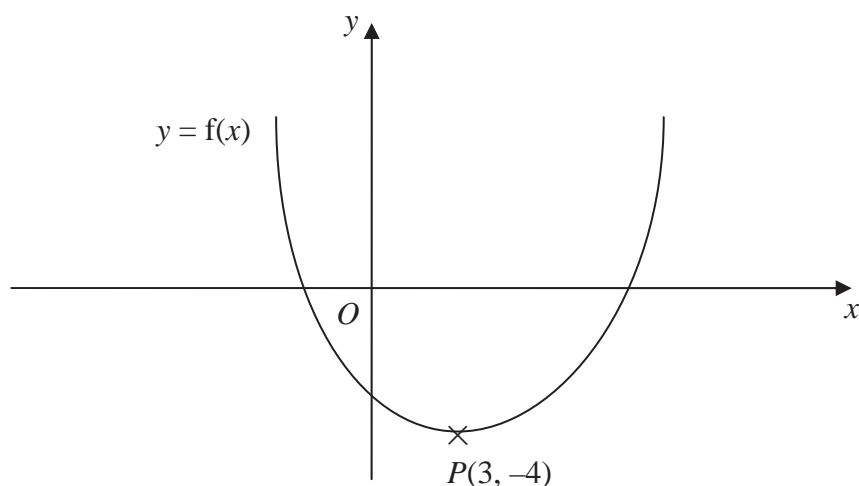
(b) On the grid, sketch the graph of  $y = 3 \cos(2x^\circ)$  for values of  $x$  from 0 to 540

(2)

(Total 4 marks)



5. This is a sketch of the curve with the equation  $y = f(x)$ .  
The only minimum point of the curve is at  $P(3, -4)$ .



- (a) Write down the coordinates of the minimum point of the curve with the equation  $y = f(x - 2)$

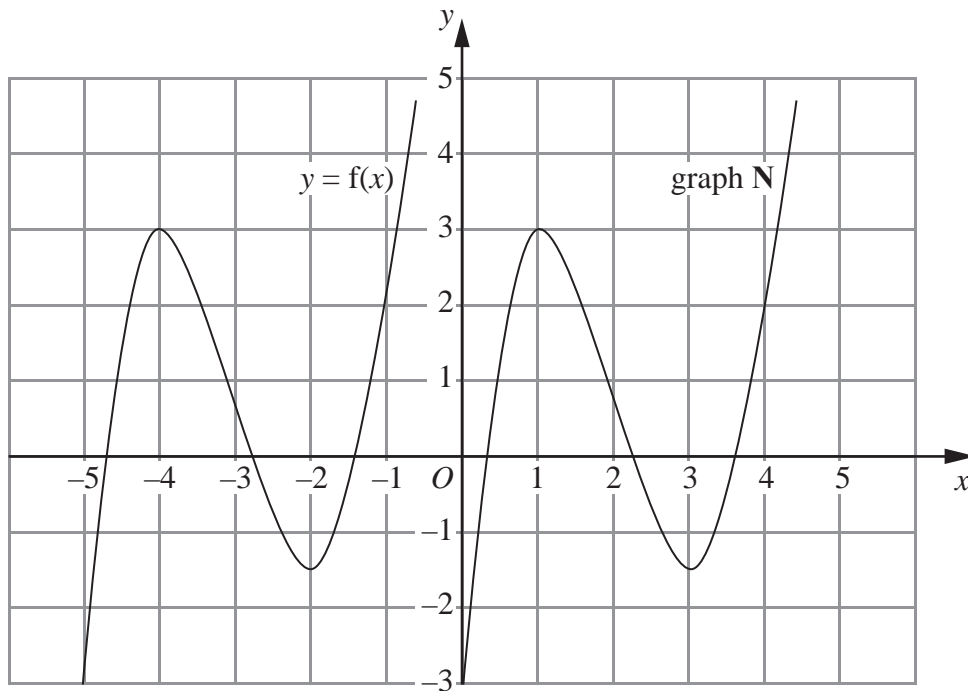
(..... , .....)  
(2)

- (b) Write down the coordinates of the minimum point of the curve with the equation  $y = f(x + 5) + 6$

(..... , .....)



6. The graph of  $y = f(x)$  is shown on the grid.



The graph N is a translation of the graph of  $y = f(x)$ .

(a) Write down in terms of  $f$ , the equation of graph N

$y = \dots\dots\dots$   
(1)

The graph of  $y = f(x)$  has a maximum point at  $(-4, 3)$ .

(b) Write down the coordinates of the maximum point of the graph of  $y = f(-x)$ .

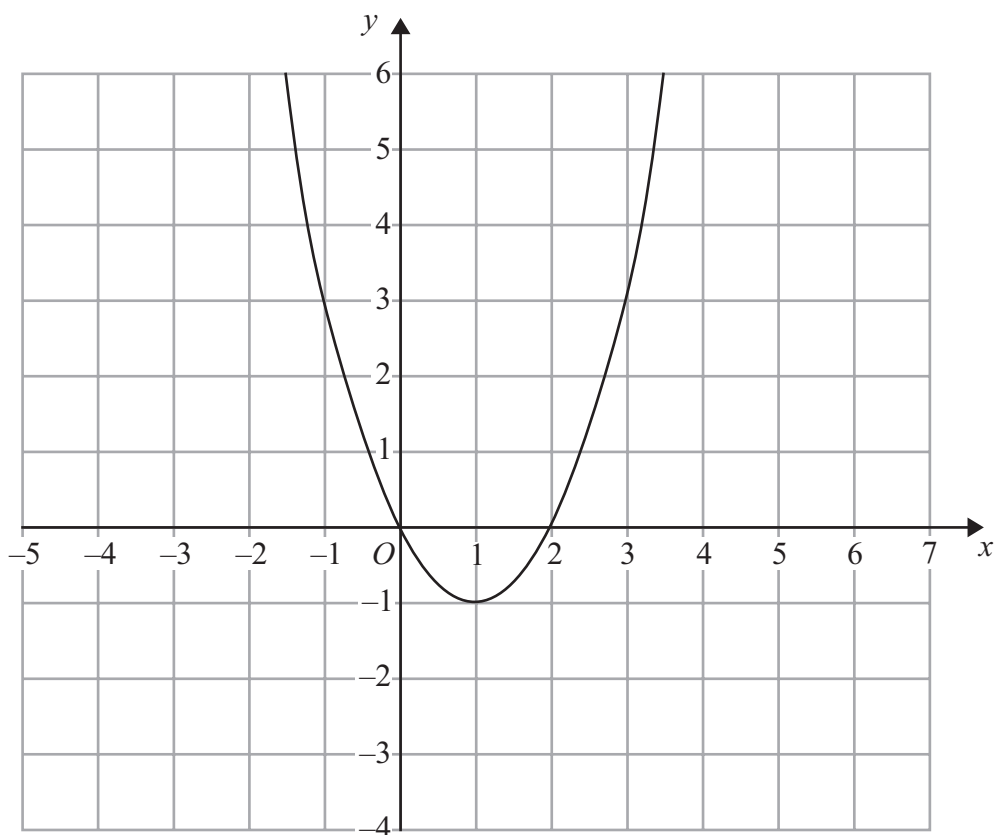
$(\dots\dots\dots, \dots\dots\dots)$   
(2)

**(Total 3 marks)**



7. The graph of  $y = f(x)$  is shown on each of the grids.

(a) On this grid, sketch the graph of  $y = f(x - 2)$

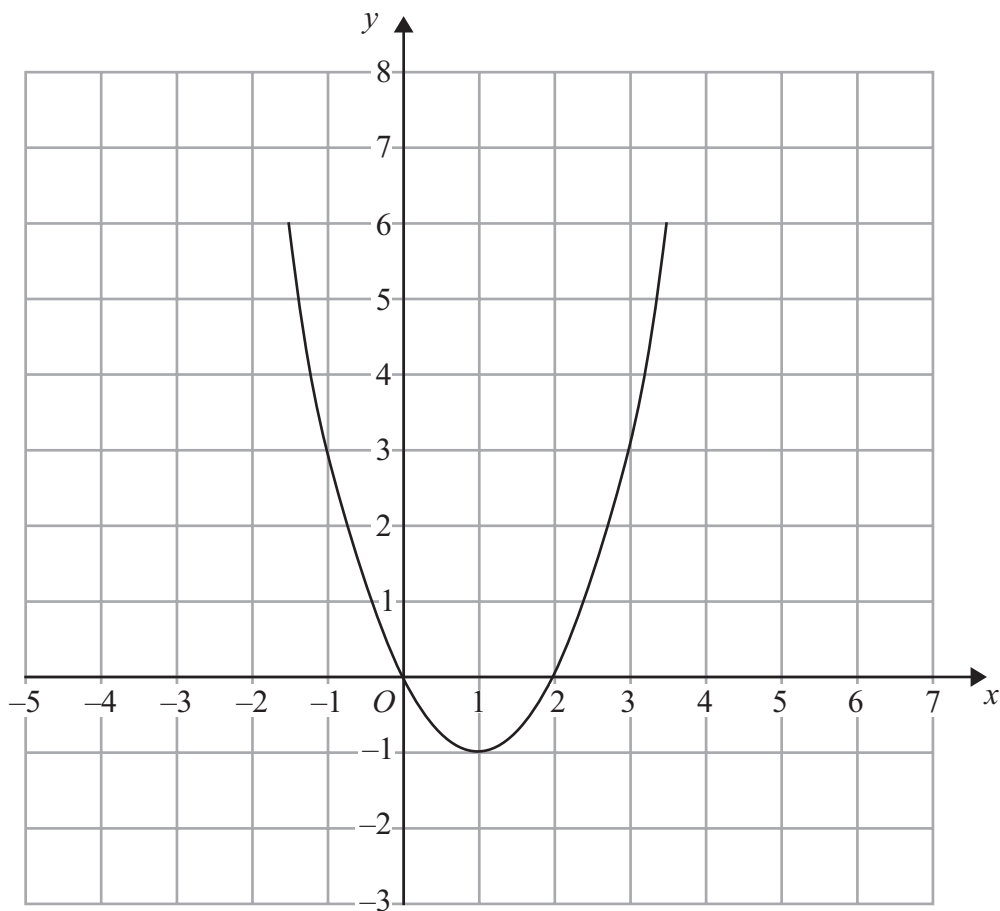


(2)





(b) On this grid, sketch the graph of  $y = 2f(x)$



**(Total 4 marks)**



**BLANK PAGE**

